



Cedars Sinai
Guerin Children's

First Annual

Fetal Echocardiography Symposium

Saturday, April 25, 2026

7:00 AM – 5:30 PM (PT)

Course Directors

Mark Sklansky, MD – Course Director

Tracy Anton, RDMS – Co-Director

Jay Pruetz, MD – Co-Director



Held live, in person at the SLS Hotel Beverly Hills, with simultaneous live-streaming and recording for subsequent review.

**In partnership with the Brynn & Ryan Efune Family Fund
and with the Hopeful Hearts Foundation**

For more information or to register: <https://cedars.cloud-cme.com/fetalecho>



OVERVIEW

The first annual Cedars Sinai Fetal Echocardiography Symposium will take place on Saturday, April 25, 2026 — live in person, live-streamed around the world, and recorded for future review — at the spectacular SLS Hotel in Los Angeles, just minutes from Cedars-Sinai and Beverly Hills.

Our entirely refreshed 2026 Fetal Echocardiography Symposium remains true to the mission of providing a single day full of clinical tips and pearls for everyone involved with fetal cardiac imaging, in both low- and high-risk pregnancies. This year's course, revamped with an expanded faculty of expert clinicians and teachers, includes didactic lectures by world-class sonographers and maternal-fetal medicine and pediatric cardiology faculty; two round-table multidisciplinary discussions; impromptu testimonials from young patients with major forms of congenital heart disease; Q&A sessions with participation from the live and live-streamed audiences; and a hands-on workshop for participants to scan actual patients towards the end of the afternoon. If you are looking mainly for esoterica, statistics, or reviews of the literature, this course is not for you. But, if you are looking to improve your ability to scan or to interpret scans of the fetal heart, either for fetal cardiac screening or for fetal echocardiography, and to leave with invaluable and insights into the importance and challenges of both fetal cardiac screening and fetal echocardiography, this symposium has been designed specifically for you. The live and on-demand aspects of the program will enable registrants from the USA and from around the world to watch live and participate in the Q&A component of the course, or to watch a recorded version sometime thereafter. We encourage those of you who are able to attend in person to make the effort, as this inaugural symposium promises to be one of the most memorable and rewarding conferences you have ever attended. We look forward to welcoming you on Saturday, April 25, 2026!

Highlights of the Symposium:

- Learn from world-class sonographers, MFM specialists, and pediatric cardiologists.
- Participate in hands-on workshops.
- Gain practical tips and pearls for fetal cardiac screening and echocardiography.
- Engage in round-table discussions and Q&A sessions with diverse faculty.
- Listen to moving testimonials from young patients with CHD, and learn from a father about how to deliver bad news.

Target Audience

This symposium is intended for a broad, multidisciplinary audience involved in fetal cardiac imaging and care, including physicians in obstetrics, maternal-fetal medicine, pediatrics, radiology, and cardiology; sonographers and radiologic technologists; genetic counselors, nurse practitioners, physician assistants, and social workers; as well as researchers, fellows, and residents engaged in prenatal and fetal cardiac care.

Accreditation & Credit

In support of improving patient care, Cedars-Sinai is jointly accredited by the Accreditation Council for Continuing Medical Education (ACCME), the Accreditation Council for Pharmacy Education (ACPE), and the American Nurses Credentialing Center (ANCC) to provide continuing education for the healthcare team.

AMA Credit Designation Statement: Cedars-Sinai designates this Live Activity for a maximum of 8.00 *AMA PRA Category 1 Credits™*. Physicians should claim only the credit commensurate with the extent of their participation in the activity.

Non-Physician AMA Attendance: Attendance credit will be provided to other healthcare professionals upon the fulfillment of attendance requirements. Participants should ensure in advance that their credentialing or licensing organization accepts *AMA PRA Category 1 Credits™*.

Interprofessional Continuing Education: This activity was planned by and for the healthcare team, and learners will receive 8.00 Interprofessional Continuing Education (IPCE) credit(s) for learning and change.

For more information or to register: <https://cedars.cloud-cme.com/fetalecho>

AGENDA

7:00 AM – 8:00 AM	On-Site Registration, Breakfast, Exhibits	
8:00 AM – 8:15 AM	Introduction and Welcome	Mark Sklansky, MD
Session 1 Moderators: Jay Pruetz, MD and Tania Esakoff, MD		
8:15 AM – 8:40 AM	2026 Guidelines for Fetal Cardiac Imaging: Screening vs Fetal Echocardiography	Tracy Anton, RDMS
8:40 AM – 9:05 AM	Secrets to Optimizing 2D Image Quality and Angle of Acquisition	Mishella Perez, RDMS
9:05 AM – 9:30 AM	Spectral and Color Doppler in the Fetal Cardiac Evaluation: Clinical Pearls	Tracy Anton, RDMS
9:30 AM – 9:50 AM	Round Table Discussion: What Are We (And Our Guidelines) Still Doing Wrong?	Panel
9:50 AM – 10:10 AM	Break and Exhibits	
Session 2 Moderators: Ruchira Garg, MD and Mariam Naqvi, MD		
10:10 AM – 10:35 AM	The Three-Vessel View: From Basic to Advanced Evaluation	Mishella Perez, RDMS
10:35 AM – 11:00 AM	Fetal Detection/Evaluation of Tricuspid Valve Disease: Lessons Learned	Gary M. Satou, MD
11:00 AM – 11:25 AM	Fetal Cardiomyopathy and Cardiac Tumors: Importance and Challenge of Early Detection	Mark Sklansky, MD
11:25 AM – 11:35 AM	How to Deliver Bad News: A Father's Story	Ryan Efune
11:35 AM – 12:00 PM	Children Share Their Stories!	
12:00 PM – 1:00 PM	Lunch and Exhibits	
Session 3 Moderators: Mishella Perez, RDMS and Jay Pruetz, MD		
1:00 PM – 1:25 PM	Making the Diagnosis of TGA/TOF/DORV: Keys to Prenatal Detection/Evaluation	Jay Pruetz, MD
1:25 PM – 1:50 PM	TAPVR and Coarctation of the Aorta: Challenge and Secrets of Prenatal Detection	Mark Sklansky, MD
1:50 PM – 2:15 PM	Right Ventricular Outflow Tract Obstruction (PS and PA/IVS): Prenatal Detection/Evaluation	Ruchira Garg, MD
2:15 PM – 2:35 PM	Impact of Delayed Detection of Congenital Heart Disease: The Adult Congenital Cardiologist's Perspective	Rose Tompkins, MD
2:35 PM – 3:00 PM	Round Table Discussion: How to Train Your Office for Fetal Cardiac Imaging	Panel
3:00 PM – 3:20 PM	Break and Exhibits	
Session 4 Moderators: Tracy Anton, RDMS and Mark Sklansky, MD		
3:20 PM – 3:40 PM	Why It Matters: Prenatal Consultation with a Congenital Heart Surgeon	Richard W. Kim, MD
3:40 PM – 4:00 PM	First Trimester Fetal Cardiac Imaging: From Standard of Care to State-of-the-Art	Tania F. Esakoff, MD
4:00 PM – 4:20 PM	Pioneer Lecture: The Future of Fetal Cardiac Imaging	Greggory DeVore, MD
4:30 PM – 5:30 PM	Live, Hands-On Scanning for Registrants (Limited to Reserved Guests)	Tania F. Esakoff, MD, Mariam Naqvi, MD, Jay Pruetz, MD, Mishella Perez, RDMS, Greggory DeVore, MD

REGISTRATION

Registration Options:

- **U.S. Attendees (In-Person or Virtual): \$200**
- **International Attendees (In-Person or Virtual): \$100**
- **Optional Hands-On Workshop (In-Person Only): +\$25**



Space for the **Hands-On Workshop** is limited — early registration is strongly encouraged.

Visit cedars.cloud-cme.com/fetalecho to select your registration option and secure your spot.

For assistance or questions about registration, please contact us at cme@cshe.org.

Right to Cancel or Postpone: Cedars-Sinai reserves the right to cancel or postpone any registration or course. In the event that Cedars-Sinai must cancel or postpone a course or your individual registration, the registration fee will be fully refunded. Cedars-Sinai is not responsible for any related costs, charges, or expenses to participants, including fees assessed by airline, travel, or lodging agencies.

ARDMS Disclaimer: This product (service) is not affiliated with or endorsed by Inteleos.™ ARDMS® and APCA™ are part of the Inteleos™ family of certification councils.

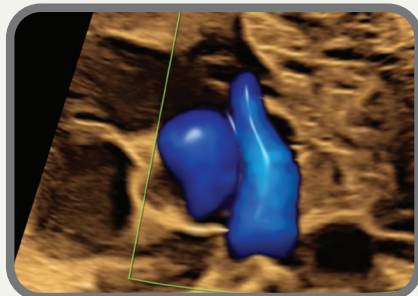
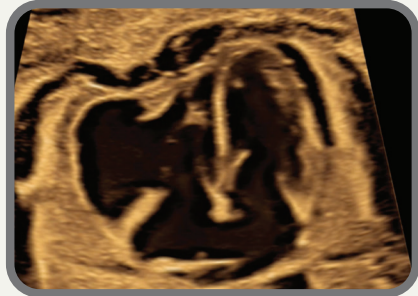
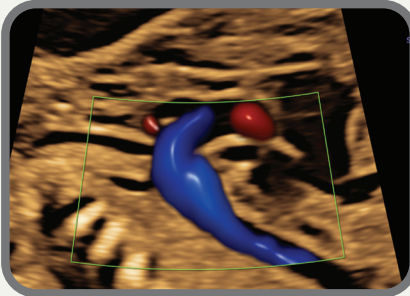
Venue

SLS Hotel, a Luxury Collection Hotel, Beverly Hills

465 La Cienega Boulevard, Los Angeles, CA 90048

Conveniently located minutes from Cedars-Sinai and Beverly Hills, this venue offers a comfortable, upscale environment for a day of focused learning.

Special hotel rates and travel details are available on the symposium website.



FACULTY

Course Directors

Mark Sklansky, MD – Course Director

Tracy Anton, RDMS – Co-Director

Jay Pruetz, MD – Co-Director

Symposium Faculty

Mark Sklansky, MD – *Cedars-Sinai*

Tracy Anton, RDMS – *UC San Diego*

Jay Pruetz, MD – *Cedars-Sinai*

Greggory DeVore, MD – *Pasadena/Tarzana/Lancaster*

Ryan Efune – *Brynn & Ryan Efune Family Fund*

Tania F. Esakoff, MD – *Cedars-Sinai*

Ruchira Garg, MD – *Cedars-Sinai*

Richard W. Kim, MD – *Cedars-Sinai*

Mariam Naqvi, MD – *Cedars-Sinai*

Mishella Perez, RDMS – *Scripps Health*

Gary M. Satou, MD – *UCLA Health*

Rose Tompkins, MD – *Cedars-Sinai*





Cedars Sinai
Guerin Children's

8700 Beverly Blvd.
Los Angeles, CA 90048

Non-Profit Org.
U.S. Postage
PAID
Los Angeles, CA
Permit #22328

First Annual
Fetal Echocardiography Symposium

Saturday, April 25, 2026

SLS Hotel Beverly Hills

Course Directors

Mark Sklansky, MD – Course Director

Tracy Anton, RDMS – Co-Director

Jay Pruetz, MD – Co-Director



For more information or to register:

<https://cedars.cloud-cme.com/fetalecho>

